



## **TGM 26 Tonne 6x4 Tipper**

Chassis Specification:    TGM 26.280 6x4 BB  
   TGM 26.330 6x4 BB



**MAN EGR: Add Nothing!**

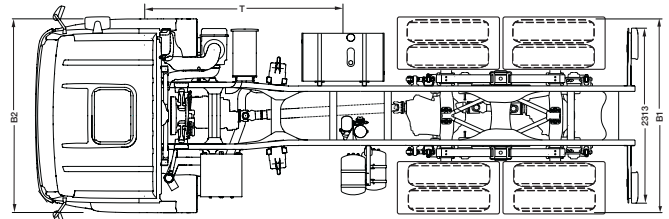
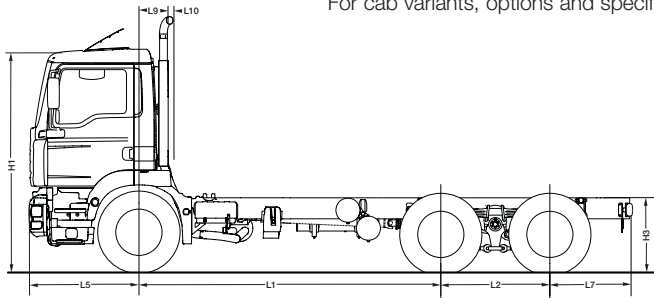
# TGM 26.280 26 Tonne 6x4 BB Tipper TGM 26.330 26 Tonne 6x4 BB Tipper

## Chassis Specification

### Base Cab Model

### TGM C Cab

For cab variants, options and specifications see separate TGM cab specification sheet



### Vehicle Dimensions (mm)

Dimension	Base Cab Model	TGM C Cab
L1 Wheelbase	3875	4125
L2 Rear bogie spread	1400	1400
L5 Front overhang	1400	1400
L7 Rear overhang	1025	1025
L9 Centre line front axle to back of cab (including exhaust pipe)	480	480
L10 Back of cab to foremost body/equip. position	40	40
B1 Width across rear tyres	2422	2422
B2 Cab width over doors	2240	2240
H1 Cab height		
- laden	2873	2873
- unladen	2963	2963
H3 Frame height at centre rear wheels		
- laden	977	977
- unladen	1030	1030
T Centre of front axle to centre of fuel tank	2550	2550

### Turning Circle

WTW Wall to Wall	18600	19400
KTK Kerb to Kerb	17040	17900

### Unladen Weights (kg +/- 2.5%)

Front axle	3485	3495
Rear bogie	3670	3680
Total	7155	7175

N.B. Unladen weights are for vehicle in standard specification with 25 litres of fuel and without driver.

### Plated/Operating Weights (kg)

	Design	UK Legal
GTW Gross Train Weight	33000 <sup>(1)</sup>	33000 <sup>(1)</sup>
GVW Gross Vehicle Weight	26000	26000
Front axle	7500	7500
Rear axle	21000	19000

N.B. Tyre changes can affect legal weights. <sup>(1)</sup> Maximum value, subject to specification.

### Optional Equipment & Weights (kg)

	Front	Rear	Total		Front	Rear	Total
326PS Engine In Lieu Of 280PS Engine	+5	0	+5	Document Box	+5	0	+5
Exhaust Valve Brake (EVB)	+7	0	+7	Synthetic Bumper	-26	+6	-20
Air Conditioning	+25	0	+25	MAN Alloy Wheels 9.00x22.5	-38	-152	-190
Tipmatic Transmission	+37	0	+37				

All weights indicated above are subject to +/- 2.5% manufacturer's tolerance.

# TGM 26.280 26 Tonne 6x4 BB Tipper TGM 26.330 26 Tonne 6x4 BB Tipper

## Chassis Specification



### Engine Model

6 Cylinder in-line, 6.9 litre

#### Features

- Exhaust Gas Recirculation (EGR)
- Common Rail EDC
- Cruise Control
- Exhaust brake
- Road speed limiter set to 85 kph
- On-board diagnostics with NO<sub>x</sub> control

#### Maximum Power Peak Torque

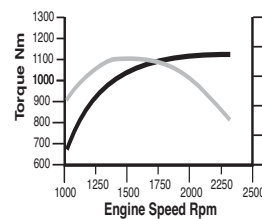
#### Graph Legend

Power

Torque

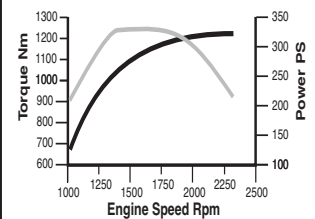
### D0836 LFL54 280 PS

280PS @ 2300 rpm  
1100 Nm @ 1200-1750 rpm



### D0836 LFL55 326 PS

326PS @ 2300 rpm  
1250 Nm @ 1200-1750 rpm



### Performance

**@26000 kg**

Engine Power	Gearbox	Axle Ratio	Geared Road Speed (mph)	Engine RPM @55 mph	Engine RPM @53 mph	Starting Grade	Tyre Size
280PS	FS8309 DD	4.11:1	68.5	1847	1780	33%+	315/80R22.5
326PS	FS8309 OD	4.63:1	78.6	1609	1550	33%+	295/80R22.5

### Clutch

Single plate 395mm diameter, asbestos free lining

### Gearbox

EATON 8309 9 speed manual synchromesh gearbox

#### Ratios

Direct Drive	Overdrive
L 12.57	L 9.40
1 8.76	1 6.55
2 6.52	2 4.87
3 4.74	3 3.53
4 3.53	4 2.66
5 2.48	5 1.86
6 1.85	6 1.38
7 1.34	7 1.00
8 1.00	8 0.75
R 13.14	R 13.14

### Gearbox Options

12 speed TipMatic automated

### Frame

Construction	Bolted and Riveted
Material	High tensile steel
Section	270 x 70 x 7mm
Frame Width	964 - 764mm waisted
Front under run guard	

### Fuel Tank

Capacity	200 Litre
Section	Rectangular Steel RHS mounted with locking cap

### Axles

Steer	VOK-08 drop beam
Drive	HY-1350 single reduction drive axle with differential lock

### Suspension

Steer Axle	Parabolic Springs with Shock Absorbers and Stabiliser
Drive Axle	Parabolic Springs with Shock Absorbers and Stabiliser

### Wheels & Tyres

Wheels	Steel	9.00x22.5
Tyres	Steel	315/80R 22.5 steer tread
280PS	Drive	315/80R 22.5 traction tread
326PS	Drive	295/80R 22.5 traction tread

### Electrical System

Type	MANTronic CAN bus system with central on board computer and vehicle management computer
Voltage	24v
Alternator	80 Amp
Batteries	2 x 12v 140Ah

### Braking System

Type	Electronic Brake System (EBS) with Anti-lock Braking System (ABS)
Features	Disc brakes, air dryer, asbestos free linings and brake assistant
Parking Brake	Spring brakes on rear axle

### Steering Gear

Type	ZF8098 Servocom hydraulically assisted.
------	---

### Exhaust System

Vertical discharge pipe. For Euro 4 silencer incorporates MAN PM-KAT® Technology

### General Equipment

Electronic immobiliser.  
Fuel filter with water separator.  
Manual door locking.  
PTO without flange.  
Audible reverse warning with night silent.  
Steel front bumper.  
Windows in rear cab wall.

---

MAN ERF UK Ltd.,  
Frankland Road, Blagrove,  
Swindon. Wiltshire SN5 8YU  
[www.man-mn.co.uk](http://www.man-mn.co.uk)

**A member of the MAN Group.**

