



TGL 7.5 Tonne 4x2 Tipper

Chassis Specification: TGL 8.150 4x2 BB
TGL 8.180 4x2 BB



MAN EGR: Add Nothing!

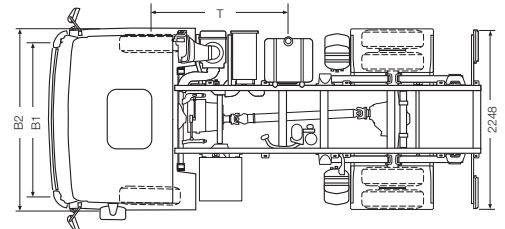
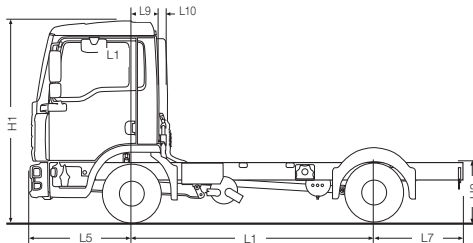
TGL 8.150 7.5 Tonne 4x2 BB Tipper TGL 8.180 7.5 Tonne 4x2 BB Tipper

Chassis Specification

Base Cab Model

TGL C Cab

For cab variants, options and specifications see separate TGL cab specification sheet



Vehicle Dimensions (mm)

		3050	3300	3600
L1	Wheelbase	3050	3300	3600
L5	Front overhang	1293	1293	1293
L7	Rear overhang	1075	1775*	1275
L9	Centre line front axle to back of cab	438**	438**	438**
L10	Back of cab to foremost body/equip. position	82	82	82
B1	Width across rear tyres	2204	2204	2204
B2	Cab width over doors	2240	2240	2240
H1	Cab height			
	- laden	2576	2576	2576
	- unladen	2627	2627	2627
H3	Frame height at centre rear wheels			
	- laden	771	771	771
	- unladen	903	903	903
T	Centre of front axle to centre of fuel tank	1750	1910	2210

*Rear overhang will require shortening to suit Tipper Operation.

**This dimension is 500mm with 180PS engine option.

Turning Circle

WTW	Wall to Wall	12400	13100	14000
KTK	Kerb to Kerb	10700	11500	12300

Unladen Weights (kg +/- 2.5%)

Front axle	2500	2500	2505
Rear axle	765	790	800
Total	3265	3290	3305

N.B. Unladen weights are for vehicle in standard specification with 25 litres of fuel and without driver.

Plated/Operating Weights (kg)

	Design	UK Legal
GTW Gross Train Weight	18700 ⁽¹⁾	18700 ⁽¹⁾
GVW Gross Vehicle Weight	7500	7500
Front axle	3400	3400
Rear axle	5200	5200

N.B. Tyre changes can effect legal weights. ⁽¹⁾ Maximum value, subject to specification.

Optional Equipment & Weights (kg)

	Front	Rear	Total		Front	Rear	Total
180PS Engine In Lieu Of 150PS Engine	+15	0	+15	Differential Lock	0	+4	+4
ZF S-42 Gearbox (150PS Engine Only)	-35	-10	-45	Air Conditioning	+25	0	+25
Exhaust Valve Brake (EVB)	+7	0	+7	Steel Front Bumper	+27	-7	+20
140 Ah Batteries	+15	+5	+20				
150 Litre Steel Fuel Tank (3600 wb only)	+9	+11	+20				
200 Litre Steel Fuel Tank (3600 wb only)	+12	+15	+27				

All weights indicated above are subject to +/- 2.5% manufacturer's tolerance.

TGL 8.150 7.5 Tonne 4x2 BB Tipper TGL 8.180 7.5 Tonne 4x2 BB Tipper

Chassis Specification



Engine Model

4 Cylinder in-line, 4.6 litre

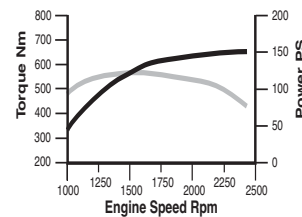
Features

- Exhaust Gas Recirculation (EGR)
- Common Rail EDC
- Cruise Control
- Exhaust brake
- Road speed limiter set to 85 kph
- On-board diagnostics with NO_x control

Maximum Power Peak Torque

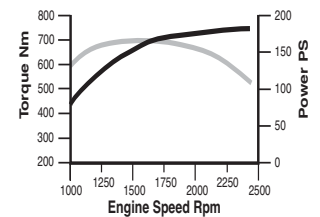
D0834 LFL53 150 PS

150PS @ 2400 rpm
570 Nm @ 1400 rpm



D0834 LFL54 180 PS

180PS @ 2400 rpm
700 Nm @ 1400 rpm



Graph Legend

Power

Torque

Performance

@7500 kg

Engine Power	Gearbox	Axle Ratio	Gear Road Speed (mph)	Engine RPM @55 mph	Engine RPM @53 mph	Starting Grade	Tyre Size
150PS	ZF S5-42/2 OD	4.11:1	72.6	1820	1750	33%+	9.5R17.5
180PS	ZF 6S850 OD	4.11:1	70.7	1820	1750	33%+	9.5R17.5

Clutch

Single plate 362mm diameter, asbestos free lining

Axles

Steer VOK-05 drop beam
Drive HY-0718 single reduction drive axle

Braking System

Type Electronic Brake System (EBS) with Anti-lock Braking System (ABS)

Features Disc brakes, air dryer, asbestos free linings and brake assistant

Parking Brake Spring brakes on rear axle

Gearbox

ZF synchromesh gearbox

Suspension

Steer Axle Parabolic Springs with Shock Absorbers and Stabiliser

Drive Axle Parabolic Springs with Shock Absorbers and Stabiliser

Steering Gear

Type C300 Servocom hydraulically assisted.

6S850 6 speed Ratios	S5-42/2 5 speed Ratios
1 6.72	1 4.65
2 3.68	2 2.60
3 2.15	3 1.53
4 1.41	4 1.00
5 1.00	5 0.77
6 0.79	
R 6.03	R 4.53

Wheels & Tyres

Wheels Steel 6.00x17.5
Tyres Steel 9.5R 17.5 steer tread
Drive 9.5R 17.5 traction tread

Exhaust System

Ground discharge silencer. For Euro 4 incorporating MAN PM-KAT® Technology

Frame

Construction Bolted and Riveted
Material High tensile steel
Section 220 x 70 x4.5mm
Frame Width 859mm

Electrical System

Type MANTronic CAN bus system with central on board computer and vehicle management computer

Voltage 24v
Alternator 80 Amp
Batteries 2 x 12v 88Ah

General Equipment

Electronic immobiliser.
Heated fuel filter.
Manual door locking.
NL/4C PTO (6 speed gearbox).
NS/2C PTO (5 speed gearbox)
Audible reverse warning with night silent.

Fuel Tank

Capacity 100 Litre
Section Rectangular Plastic RHS mounted with locking cap

MAN ERF UK Ltd.,
Frankland Road, Blagrove,
Swindon. Wiltshire SN5 8YU
www.man-mn.co.uk

A member of the MAN Group.

